


1. Draw a funny person in black marker on paper and photograph



2. Import "Dryden art" template to background



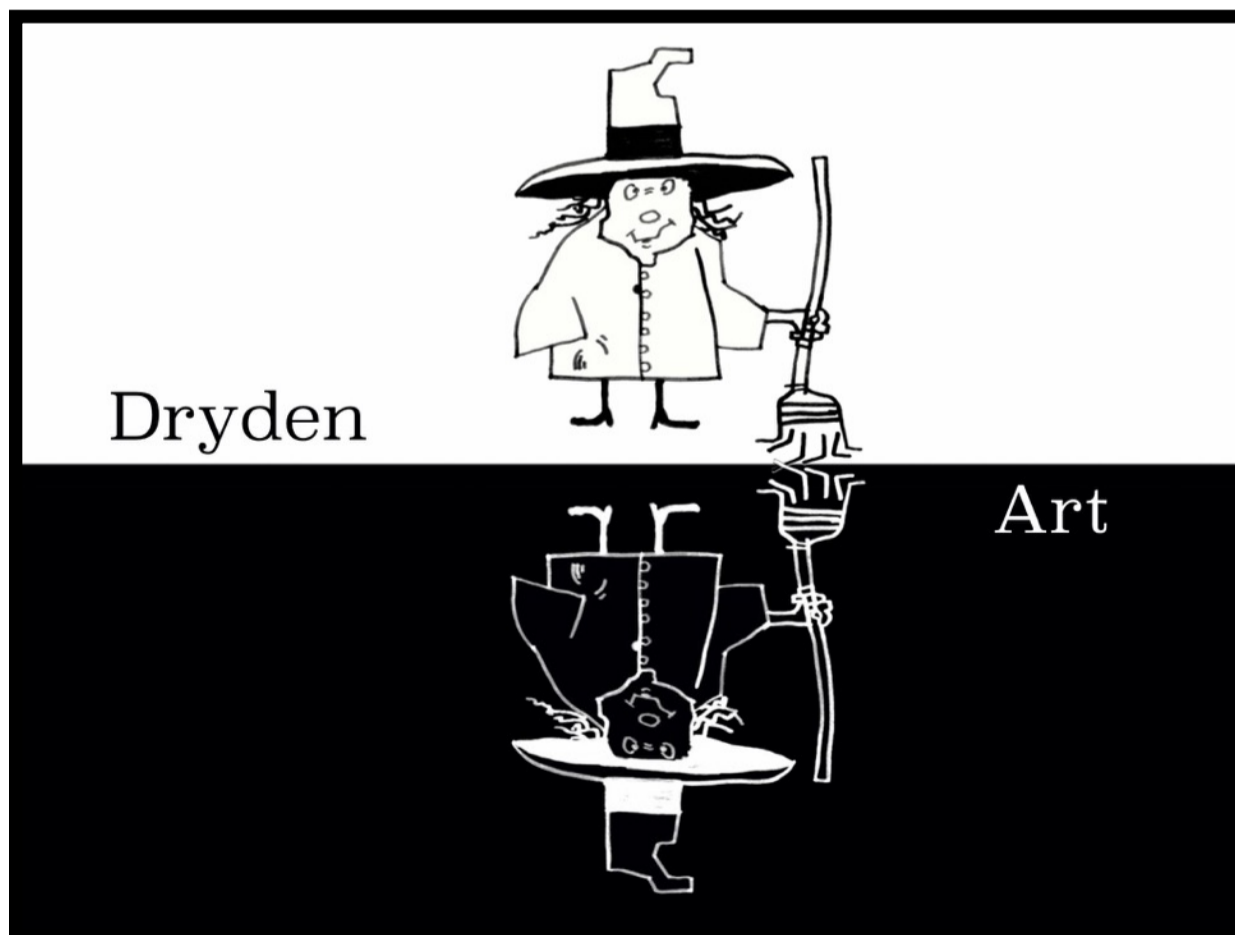
3. Use superimpose app to create a high contrast and cleaned up image of your drawing. (filter tab) Size and position it above the line in the template. (transform tab)



4. Save masked image to Superimpose app. (home tab)

5. Merge the foreground layer to the background. (transform tab)

6. Download the saved masked image. Choose filter, invert colors. (to make it a negative version)



7. In the transform tab flip the image vertically and line it up as a reflection below the line in the template.

8. Save to photos.

Downtown




Abbey

Positive

Negative


Designs

Dryden




Art

Dryden



Art

Dryden



Art

Dryden



Art

DOWNTOWN



ARLINGTON HEIGHTS