

MAKE ART THEN MAKE IT MOVE



TRANSFORMATIVE
EXPERIENCES WITH
TRANSDIGITAL ART

Tricia Fuglestad

 **@Fuglefun**

 **@TriciaFuglestad**

<https://linktr.ee/fuglefun>



RESOURCES

STEAM ART LESSONS

<https://www.smore.com/tgcne>



growing list of
currently...

284

DIGITAL
ART MAKING IDEAS
WITH TUTORIALS
RESOURCES AND
STUDENT EXAMPLES




SCIENCE. TECHNOLOGY. ENGINEERING. ART. MATH





5th Grade Make it Move it Robots #253

Scan the QR Code with the EyeJack app to see the artwork come to life.
From the app, you can save the artwork to your EyeJack account.




3rd Grade Move it Make it Magic Carpets #209

Scan the QR Code with the EyeJack app to see the artwork come to life.
From the app, you can save the artwork to your EyeJack account.



4th Grade Merge it! Hologram #195

Scan the QR Code with the EyeJack app to see the artwork come to life.
From the app, you can save the artwork to your EyeJack account.



<https://www.smore.com/tgene-steam-art-lessons>

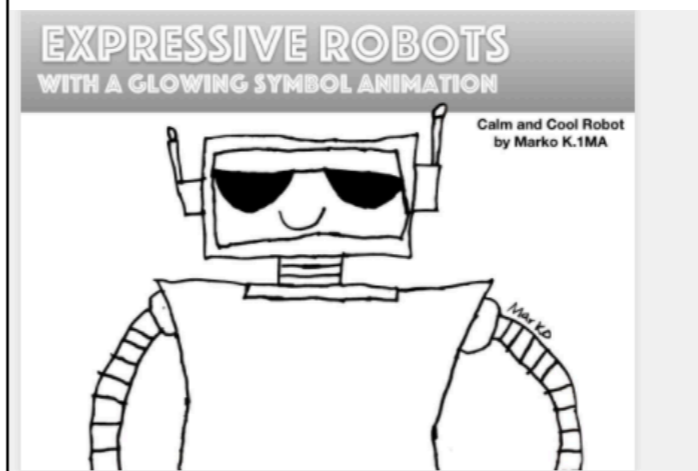
3rd Grade Make it Move it Color Monsters #274




2nd Grade Move it Make it I'm Here Lesson #245




1st Grade Merge it! Expressive Robots #259



Scan the QR Code with the EyeJack app to see the artwork come to life.
From the app, you can save the artwork to your EyeJack account.



Scan the QR Code with the EyeJack app to see the artwork come to life.
From the app, you can save the artwork to your EyeJack account.



Scan the QR Code with the EyeJack app to see the artwork come to life.
From the app, you can save the artwork to your EyeJack account.



@TRICIA FUGLESTAD

IG @Fuglefun & Twitter



Drawn and animated in Keynote app



SCAN WITH



EYEJACK APP

Transdigital Lessons for Infusing Creativity



View our Fugleflicks: Student-Created, Art-Related Movies
by kids for kids. Many use transdigital art techniques for storytelling



Augmented Reality Book Cover Printable QR Codes
This is a link to a folder where you can download and print the QR codes




Detailed Tutorial
I take you through animating to setting up the augmented reality using iPad apps & Eyejack Creator



280+ STEAM Art Lessons
This is a link to my **STEAM lessons index** (updated regularly) where you can find my resources




Emotional Robot Posters with Augmented Reality



Hotbot is feeling

- Upset
- Angry
- Furious
- Troubled
- Frustrated

Scan the QR Code with the Eyejack app to see the artwork come to life.



@Fuglefun



Anxietizer is feeling

- Scared
- Fearful
- Nervous
- Anxious
- Worried

Scan the QR Code with the Eyejack app to see the artwork come to life.



@Fuglefun



Rig-a-ma-joy is feeling

- Happy
- Joyful
- Cheerful
- Energized
- Thrilled

Scan the QR Code with the Eyejack app to see the artwork come to life.



@Fuglefun



Calmatic is feeling

- Calm
- Secure
- Mellow
- Relaxed
- Peaceful

Scan the QR Code with the Eyejack app to see the artwork come to life.



@Fuglefun



Cybersad is feeling

- Sad
- Down
- Lonely
- Drained
- Depressed

Scan the QR Code with the Eyejack app to see the artwork come to life.



@Fuglefun



Autoadore is feeling

- Loving
- Hopeful
- Content
- Grateful
- Fulfilled

Scan the QR Code with the Eyejack app to see the artwork come to life.



@Fuglefun

**COMBINE
A COLOR
WHEEL
DISPLAY WITH
A SOCIAL
EMOTIONAL
MOOD METER
THAT COMES
TO LIFE WITH
ANIMATIONS
VIEWED WITH
AUGMENTED
REALITY
THROUGH THE
EYEJACK APP**

DOWNLOAD AND PRINT <https://rb.gy/nko6uk>
Tricia Fuglestad (Fuglefun) on Teachers Pay Teachers